

The SaySomethingin Forum

A. Introduction

The SaySomethingin general forum is open to anyone with an interest in languages and language learning. It has several main sections, with the Welsh one being the most active and therefore containing the most information. There are other sections for 'Spanish' and 'Other Languages' which are used sporadically.

While the forum is open to anyone who wishes to participate, there is an effort to keep the atmosphere positive and supportive, and forum users are encouraged to keep this in mind when composing their comments.

Note also that the forum is for discussing aspects of language learning and that is its main focus. Other related cultural items are also fine, but topics that have only a tenuous link and are likely to cause a negative reaction are not acceptable.

We pride ourselves on having a happy, supportive atmosphere on the forum, so here is some information on how to take part and enjoy using it.

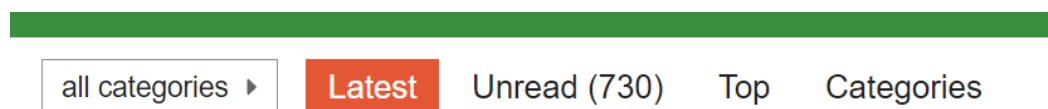
Terminology

There is some basic terminology that is commonly used in online forums, but for those not familiar with this medium, these are the most common terms:

- *Category or Section* – a division of the forum so that similar topics are discussed together
- *Post* – this is a typed message/comment made by someone using the forum
- *Thread* – this refers to a sequence of posts under a particular topic
- *New Topic* – a button allowing you to start a separate topic with a title of your choice
- *Avatar* – a small picture or symbol representing an individual forum user
- *Tag* – when you 'tag' a person you type the @ symbol before their forum name to alert them to your comment

B. Getting Started

When you first go into the forum, it may look like this:



Below it will be a list of the latest topics that people have posted in. It will include posts from the Spanish and Other Languages categories, as well as Welsh. To see only the topics relevant to Welsh, select 'Welsh' instead of 'all categories'.

This is how it looks when 'Welsh' is selected:



Initially you'll see 'all' to the right of Welsh, which means that the messages listed below are from any of the different categories within the Welsh section.

You can change this to select particular categories, e.g. 'Meetups/Events':



With the Category Selection set to 'all', you can see the different categories listed below, e.g.:

Category	Topics	Latest
Meetups/Events In here for meetups and events, folks... sunny	1089 108 unread	Gŵyl Bro'r Preseli - Virtual event again this year 1h Shwmae / Su'mae Day - Oct 15 2021 1h Port Talbot Learners Group Meetings 2h
General / Questions This is the main area for all discussion on the SaySomethinginWelsh forum.	5094 415 unread	Rugby 2h Clwb Cardiau Post Cymraeg 🇨🇪 12h Rownd a Rownd 13h

To the right you can see the three topics within each category with the most recent posts.

If you scroll down to below the Categories, you'll see a list of all the latest individual topics, with the most recent at the top e.g.:

Topic	Replies	Views	Activity
Os and Pe ¹ ■ Welsh	3	230	3m
Any Questions about the Online Eisteddfod 2021 ² ■ Online Eisteddfod 2021	9	310	8m

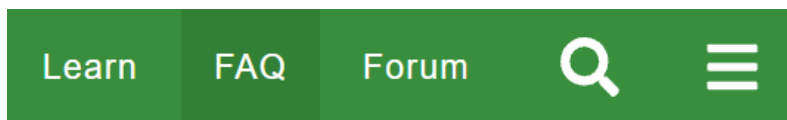
The title for each Topic is shown, together with the Category it was posted in. To the right are the avatars of the latest people to post something.

Finding the Topic you Want

- If you know what Category the topic is likely to be in, you can select the Category as shown above and go directly there. You'll then see a list of the most recent topics within that Category.
- If scrolling down from 'all' you see something interesting to you, click on it and you'll be taken straight there.
- If you think there would be a topic on something but you're not sure, then you can use the Search Facility to look for it.

Search Facility

The forum has been going for several years now so there is a wealth of information there. If you think you have a question or a topic that might have been covered before, you can always use the Search Facility to look for it. Click on the magnifying glass symbol up at the top:



That will give you a textbox to type some key words into:

|

 Search the #Meetups/Events category

If you untick the category box, then it will search in the whole forum.

Here is an example of typing in "Pen-y-bont":

Pen-y-bont|


 Search the #Meetups/Events category

- [Bridgend \(Pen-y-bont ar Ogwr\) monthly meetups](#) ■ Meetups/Events
 Oct '14 - Hi folks, let's have a shiny thread on the new forum about the Bridgend meetups. We meet in Aroma in Bridgend 10:00 on the second Saturday of every month. That means that (at the time of posting) L...
- [Grand Concert Pen-y-Bont ar Ogwr/Bridgend](#) ■ Meetups/Events
 Aug '17 - If you live in or around Pen-y-Bont ar Ogwr/Bridgend, have a look at this wonderful concert with The Bridgend Male Voice Choir and the...

Finding the most recent comments

When you first enter a topic, depending on how long ago it was started, the thread below it may be quite long. The forum software will always position you at the last comment you read, so if it's the first time you've looked at that particular thread, you could find yourself at the top among old messages.


One example of this is the "What's outside?" thread which was started in October 2014. If you're at the top of the thread, on the right you'll see the date it started, the number of the post you're looking at, and the number of existing posts in the thread, e.g.:



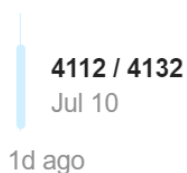
The most recent messages will be at the bottom of the thread.

You can scroll down if there aren't too many posts, but in a thread like this one, it's quicker to use the slider on the blue vertical line.

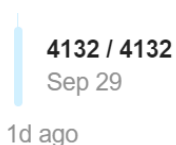
Position your cursor over the blue line. It will change to look like a double-headed arrow which can move up or down. Holding the cursor down, you can drag it down the blue bar. As you do the numbers and date will change, e.g:



Once you get near the bottom, it will be the current year, so that no longer shows, but you can see an indication of when the most recent post was made:

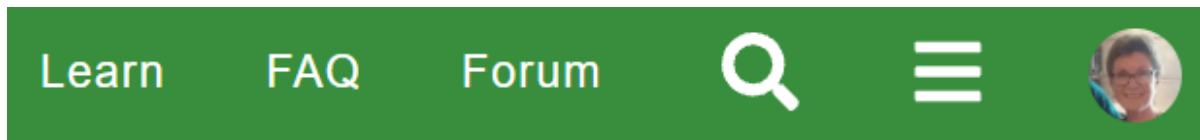


And right at the bottom you'll see that you've reached the most recent post:



C. Commenting/Posting on the Forum

It's possible to read what others have posted on the forum without being logged in, but if you want to post anything yourself, you'll need to log in. If you look up at the top and you can see your avatar on the right, then you're logged in, e.g.



But if you see 'Log in' instead of your avatar, then you need to click on that and log in:

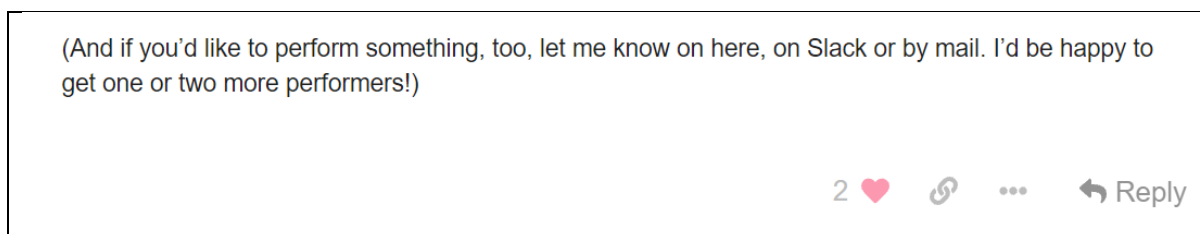


Note that the colour background you see may be different depending on your settings.


Adding a comment

To add a comment to an existing thread, you just need to click on a 'Reply' button. There is one at the very bottom of the thread, or you can click on the one just below the post you wish to comment on.

For example, here is a post about an event with the 'Reply' button just below it:



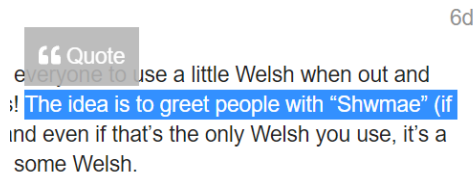
If you click on that 'Reply' button, your comment will still be added at the bottom of the thread, but it will have a little arrow pointing back to the original post, e.g. this was a reply to a comment by Siaron who gives a lot of help on the forum.



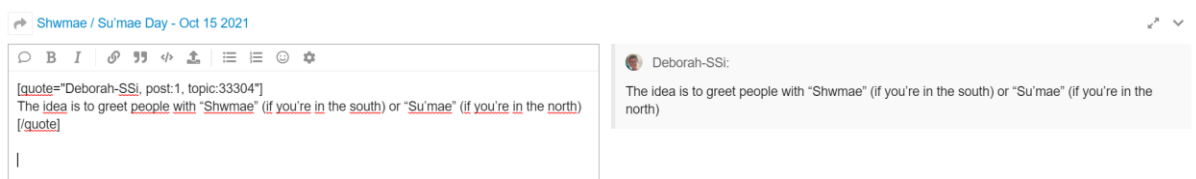
Once you've clicked on 'Reply' you'll get a textbox to type your comment into.

Referencing part or all of another person's comment

If you'd like to include some or all of what the previous person has said in your comment, there is an alternative way to do it. Instead of clicking on 'Reply', highlight all or part of the text you want to copy. This will give you a 'Quote' option:



Click on that 'Quote' link and you'll get the usual textbox, but with the quote included so that you can type under it:



Referencing another person within your comment

If you want to alert a particular person to something you've written, just type the person's name with the @ symbol before it. This is known as 'tagging' a person. As you start typing, suggested forum names will be shown to you so you can select the one you want. This will send them an email notifying them that someone has directed a public comment to them and the name will appear with a shaded background.

Hi, a reminder that the next Llon-dain is on Sunday 10th October. the south east corner of Hampstead Heath at 2.00pm. The nearest others not too far away too eg Kentish Town. Look forward to seei

@Deborah-SSi

Make your post

When you're ready, you then click the 'Reply' button below the box, and your comment will be added to the thread.



New Topic

If you have some information to share with others and you don't think it fits under an existing topic, you can start a new topic. Go into the Category that it would come under, e.g. 'Meetups/Events' then click on the 'New Topic' button near the top.

 + New Topic

Give the topic a heading that clearly shows what it's about, so it will attract comments from others who are interested, then enter your text as above.

Additional Formatting Options

If you want to write more than just plain text in your comment, you can use some of the options at the top of the textbox:



From the left:

- The speech bubble takes the whole of the initial post and includes it as a quote in your comment. You can delete parts of it and just leave what is relevant to your point. This is useful if it's a particularly long thread, or it has got side-tracked and you want to bring it back to the original point.
- The 'B' symbol sets your text to **BOLD**.
- The 'I' symbol sets your text to *ITALICS*.
- The Chain Link symbol allows you to add a URL – a link to a webpage.
- The Speech Marks symbol lets you indicate that part of what you've typed is a quote from elsewhere.
- The </> symbol allows you to enter some text in a different font style so that you can highlight it for some reason.
- The horizontal line with the upward arrow is the 'upload' symbol. This allows you to add a file to your comment, e.g. a PDF file that people can then download. Not all file types are accepted, but you'll get a message if your file type isn't.
- The next two symbols are the standard list formatting – bullet points or numbered list items.
- The smiley face symbol is so that you can add emojis to your post. It's worth considering adding these if you're making a humorous comment and there's a risk someone could misinterpret it.
- The last one gives some more options, but you're unlikely to need these.

D. Interacting with Other Forum Users

Recent Interactions

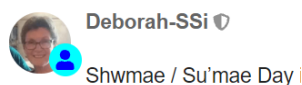
When someone interacts with you on the forum, the most recent interactions are displayed in a list which you can see by clicking on your avatar. There are symbols alongside the interactions showing what they are:

	Someone has 'liked' your comment
	Someone has replied to a comment you've made
	Someone has 'tagged' you in a comment
	Someone has sent you a Private Message

Private Messages - Sending

Within the forum you are also able to send a Private Message directly to an individual.

- The easiest way to do this is when you can see the person's name in a thread, like mine here:












If you click on the person's avatar or name you'll get a little popup window with a button saying 'Message'. Click on that button and you'll get a textbox to type your Private Message into.


- An alternative way, if you know the person's forum name, is to click on your Avatar and directly below it you will see the Private Message envelope symbol. Click on that and it will show you a list of the most recent Private Message exchanges you've had. To the left is a 'New Message' button, and clicking on that will give you the same Private Message textbox.

The Private Message textbox looks exactly like the usual forum post textbox except you'll see that it has 'Message' with a little envelope icon at the bottom instead of 'Reply'.

What is this discussion about in one brief sentence?

 **B** *I*        

Type here. Use Markdown, BBCode, or HTML to format. Drag or paste images.

 **Message** cancel

Private Messages - Receiving

When someone sends you a private message, you should receive an email advising you of it. There will be a link in the email that will take you directly to that message on the forum, and if you reply there it will become a private written conversation between you.

Another way to see if you've been sent a private message is by clicking on your avatar. That will give you a dropdown list of recent activity with the different symbols shown in Recent Interactions (above). Any Private Messages will have the envelope symbol alongside them.

Enjoy your time on the SaySomethingin Forum!

And if you have a query about forum use that isn't covered here

Email us at admin@saysomethingin.com